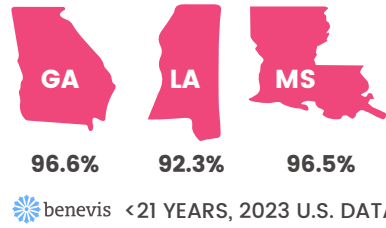
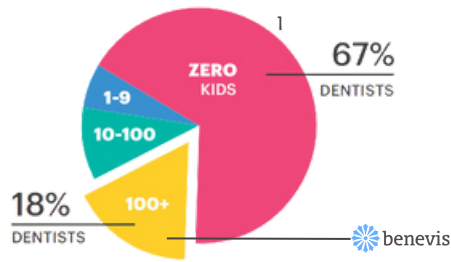


Dental Deficits for Medicaid & CHIP enrollees



Benevis' oral evaluation rates exceed the average CMS oral evaluation rate of 46%²

Only 18% of dentists including Benevis treat 100+ children with Medicaid coverage annually, while 67% treat none.¹ Over 80% of Benevis' patients rely on Medicaid or CHIP.



25 mil. people have been disenrolled from Medicaid due to the unwinding of continuous enrollment³



9 states offer adults emergency dental care only or no coverage at all through Medicaid⁴

In 2023, about 1/3 of Medicaid and Medicare participants had no dental coverage.⁵

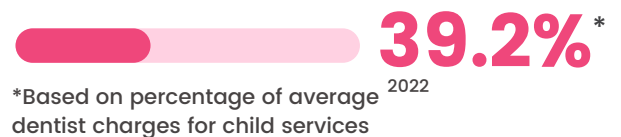
38% of children ages 0-18 have dental benefits through Medicaid or CHIP⁶



Just over half of Medicaid-eligible children receive the preventive dental services they need⁶



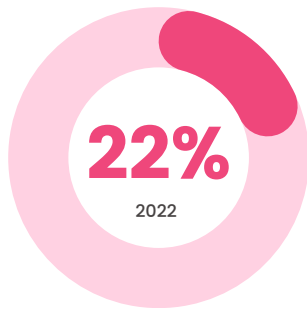
Average Medicaid fee-for-service dental reimbursement rate is 39.2% for children and 29.9% for adults⁴



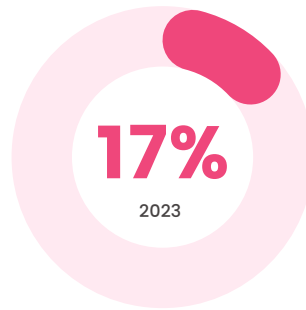
Inconsistent Medicaid Reimbursement Complicates Dental Access

On top of social and economic factors, limited dentist participation in Medicaid and CHIP presents another big barrier to dental care. Including Benevis, only 18% of dentists in the U.S. treat 100 or more children covered by Medicaid or CHIP plans each year. For the underserved, difficulty finding dental providers can lead to neglected oral health and greater problems and costs later.

Dental Deficits for privately Insured & Uninsured patients

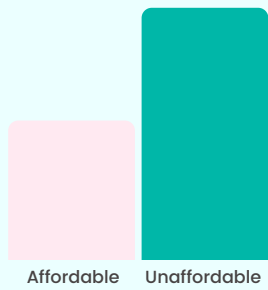


Almost 22% of 19 to 64-year-old adults in the U.S. had no dental insurance⁶



Nearly 17% of 19 to 64-year-old U.S. adults went without dental care for 12 months due to cost⁶

Dental care services carry more significant cost barriers than any other type of healthcare services.⁶



58% of adults believe dental insurance is unaffordable⁹



Almost 3X the number of adults have no dental insurance vs. no health insurance⁷

86% of adults believe having dental insurance is critical to maintaining oral health and overall health.⁸

More adults visit the dentist with insurance coverage⁸



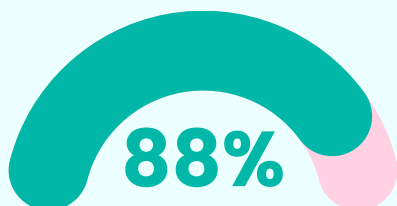
Fewer adults visit the dentist without insurance coverage⁸



Hispanic adults two times more likely to lose dental insurance⁷



vs. White non-Hispanic adults
2023



88% of adults say having dental insurance makes them worry less in an emergency⁸

References: 1. Dentists in Medicaid: Who are they..., ADA-HPI [webinar](#), Sept. 2022. 2. 2023 Medicaid & CHIP Beneficiaries at a [Glance](#): Oral Health, CMS, Mar. 2023. 3. Medicaid Enrollment and Unwinding Tracker [website](#), KFF, Sept. 2024. 4. Medicaid Reimbursement for Dental Care Services, ADA-HPI [presentation](#), Oct. 2024. 5. CareQuest Institute New Data on Inequities in Oral Health Care [press release](#), Sept. 2023. 6. National Trends in Dental Care Use, Dental Insurance Coverage, and Cost Barriers, ADA-HPI [presentation](#), Sept. 2024. 7. CareQuest Institute for Oral Health. Uninsured and In Need: 68.5 Million Lack Dental [Insurance](#). More May Be Coming, Aug. 2023. 8. Delta Dental 2024 State of America's Oral Health and Wellness [report](#), May 2024. 9. Synchrony Dental Lifetime of Care [Study](#), 2023.